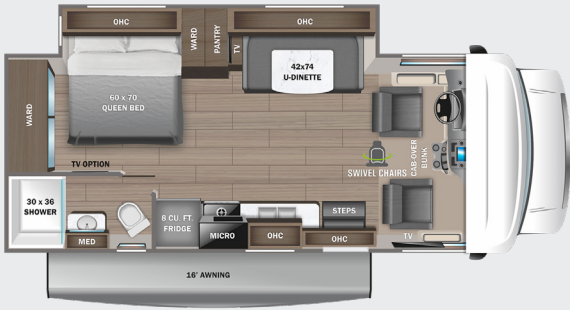
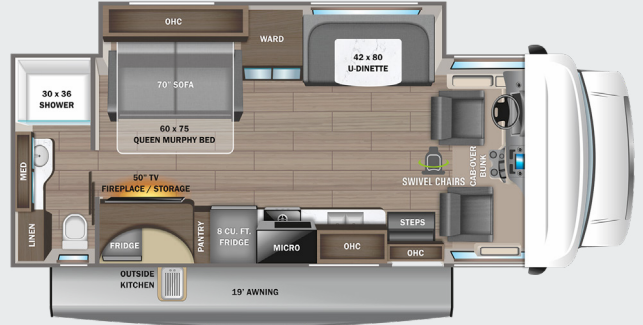


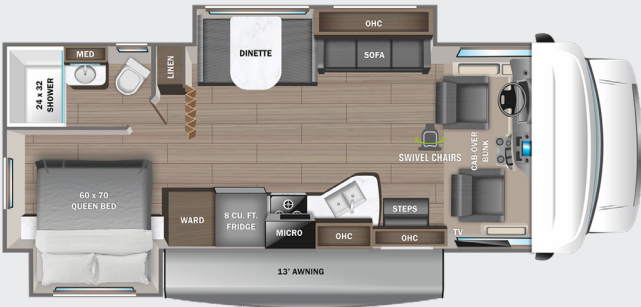
24B OPTIONS: A



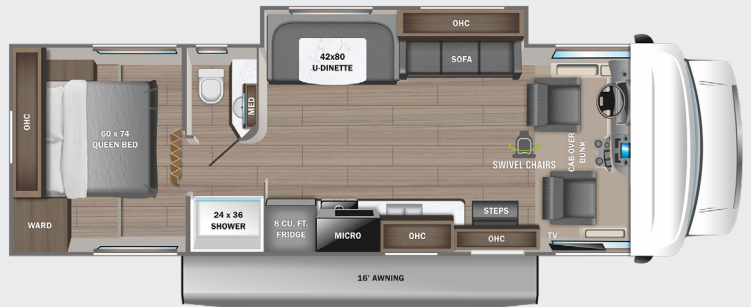
26M OPTIONS: A



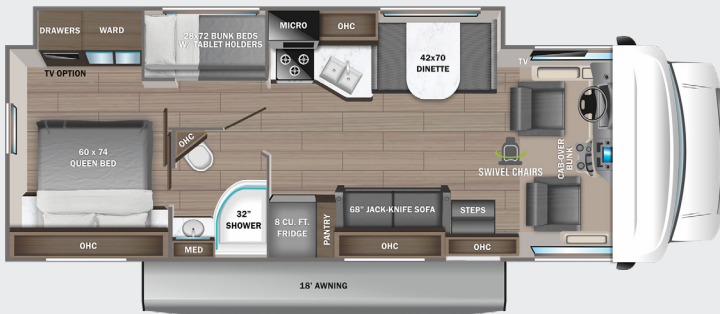
26XD OPTIONS: A




29XK OPTIONS: A



31F OPTIONS: A



OPTIONS



EXTERIOR



Standard Graphics Package

STANDARDS & OPTIONS

CUSTOMER VALUE PACKAGE

JRIDE®: Computer-balanced driveshaft, standard front and rear stabilizer bars, Hellwig® helper springs, rubber isolation body mounts
 One-piece, seamless, fiberglass front cap
 Heated holding tanks (12V pads)
 Electric patio awning with LED lights
 Black holding tank sprayer
 Sony® infotainment center with Apple® CarPlay™ and Android Auto™
 Backup and side-view cameras
 LED HD Smart TV in living area
 8 cu. ft. flush-mount, double-door refrigerator

DRIVING

Ford® E-450 chassis
 GVWR- 14,500 lb.
 GCWR- 22,000 lb.
 7.3L V-8 350 HP engine with 468 ft.-lb. torque
 6-speed TorqShift® series transmission with overdrive
 210 amp alternator
 E-rated highway tires- LT225/75R16
 Tire pressure monitoring system (TPMS)
 Power anti-lock brakes with power steering
 7,500 lb. hitch with 750 lb. tongue capacity and 7-pin plug
 12V chassis battery
 55 gal. fuel tank
 Remote-controlled, side-view mirrors
 Swivel driver and passenger seats
 Driver and passenger airbags
 Power windows and door locks
 Tilt steering wheel
 A/C and cruise control
 Auxiliary start switch
 Privacy curtains for cab area

EXTERIOR

StrongholdVBL™ roof, floor and sidewalls
 Bead-foam insulation (R-24 max roof, R-9 max floor, R-5 max walls)
 TPO laminated roof
 Aluminum running boards
 Fiberglass exterior walls with vinyl graphics
 Leveling jack prep
 Frameless windows
 Remote keyless cab entry
 Entrance door with industry's largest travel-view window
 Electric-powered entrance step with integrated house battery compartment
 12V house battery
 (2) high-output, marine-grade exterior speakers
 Slideout awning(s)
 Pass-through storage compartment with light (select models)
 12.2 gal. propane tank (41 lb.)
 LP quick-connect hook-up
 Exterior utility center
 Winterization drain system
 Outside shower

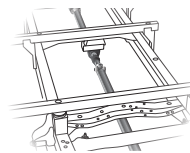
12V demand water pump
 4,000W generator
 Transfer switch with reverse polarity protection
 30 amp electrical service
 Solar prep
 Third brake light
 Roof ladder
 4 in. bumper tube sewer hose storage

INTERIOR

84 in. ceiling height
 High-intensity, recessed LED ceiling lights
 LED-lit slideout fascia
 Hardwood cabinet doors and drawers
 Ball-bearing drawer guides
 Jayco-exclusive, easy-operation legless dinette table
 2-point lap safety belts in all designated seating locations
 Interior entrance door grab handle
 Interior command center
 Pleated blackout shades
 15,000 BTU ducted A/C
 30,000 BTU auto-ignition furnace
 Electric fireplace (26M)
 6 gal. gas/electric DSI auto-ignition water heater
 Prep for satellite dish
 Cable TV hook-up with RG-6 coax
 Digital antenna with signal booster
 Furrion® all-in-one cooktop and oven
 Residential-size microwave
 Stainless steel kitchen sink
 Decorative kitchen backsplash
 Pop-up charging station with 110V outlet and USB plugs
 LED-lit pressed countertops
 Water filtration system
 Shower with decorative ABS surround and skylight
 Stainless steel bathroom sink
 Toilet with foot flush
 Vent fan in bathroom
 Queen-size bed with bedspread
 USB port and wireless charging in nightstands (26XD, 29XK, 31F)
 USB port in cabinet over bed (24B, 26M)
 Under-bed storage (select models)
 Large wardrobes
 Overhead bunk with 750 lb. capacity and safety net
 Bunks with industry-exclusive 300 lb. capacity each (31F)
 Smoke alarm
 Carbon monoxide detector

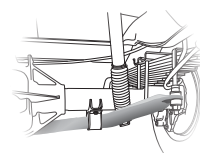
OPTIONS

Automatic hydraulic leveling jacks
 Theater seating ILO Dinette and additional TV in cab-over (24B, 26M)
 Theater seating ILO Sofa (26XD, 29XK, 31F)
 190W solar panel with dual controller and second house battery
 Dual A/C units with power management system (26M, 29XK, 31F)
 Folding windshield sun shade



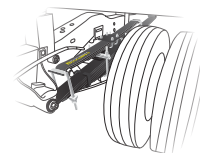
COMPUTER-BALANCED DRIVESHAFT

Ensures smooth and efficient power transfer to the wheels



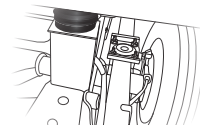
STANDARD FRONT & REAR STABILIZER BARS

Reduces the body roll of a vehicle during fast cornering or over road irregularities



HELLWIG® HELPER SPRINGS

Work with the chassis' existing springs to give the RV more support, improving stability under heavy loads



RUBBER ISOLATION MOUNTS

Positioned near the tires to absorb road shock, dampen noise and minimize vibrations

FLOORPLAN	GVWR (lbs.)	GCWR (lbs.)	WHEEL BASE	OVERALL LENGTH	EXTERIOR HEIGHT WITH SATELLITE AND A/C	EXTERIOR WIDTH	INTERIOR HEIGHT	FRESH WATER CAPACITY (gal.)	GRAY WASTE WATER CAPACITY (gal.)	BLACK WASTE WATER CAPACITY (gal.)
24B	14,500	22,000	181"	26' 8"	11' 6"	100"	84"	43	40	31
26M	14,500	22,000	181"	28' 8"	11' 6"	100"	84"	44	41	32
26XD	14,500	22,000	181"	28' 8"	11' 6"	100"	84"	44	40	31
29XK	14,500	22,000	223"	32' 6"	11' 6"	100"	84"	44	41	32
31F	14,500	22,000	223"	32' 6"	11' 6"	100"	84"	47	41	31

Meet your Jayco Dealer



Scan QR code for specification definitions

Some specs at the time of print may include estimates. For the most updated information, please visit Jayco.com/redhawk

Jayco, Inc. | P.O. Box 460 | Middlebury, IN 46540

See dealer for further information and prices. All information in this brochure and on www.jayco.com is the latest available at the time of publication approval. Jayco reserves the right to make changes and to discontinue models without notice or obligation. Photography may show optional equipment or props used for decoration purposes only. RVs built for sale in Canada may differ to conform to Canadian codes. JAYCO and the JAYCO BIRD IN FLIGHT are registered trademarks of Jayco, Inc. Printed in USA 8/22 ©2022 Jayco, Inc. 2032576.2023



Jayco - Part of Jayco Family of Companies