

2018 AMERICAN REVOLUTION

2018 AMERICAN REVOLUTION BY AMERICAN COACH





AMERICAN REVOLUTION 42S IS SHOWN IN MOON HAZE DECOR AND HIGH GLOSS CHESTNUT CABINERY.



A REVOLUTION IN LUXURY

Featuring six intuitive floorplans, American Coach's most affordable Class A lineup will revolutionize your motor coach experience with unprecedented comfort. Front to back, intuitive details greet you, starting with the well-appointed cab and ending with the full-featured rear bath. In the living area, select model L-shaped sofas create residential interiors, while the LG name sets the bar in entertainment. The galley itself revolutionizes cooking. Whip up meals on the flush-mount induction cooktop, or grab a quick bite complements of the Whirlpool stainless-steel convection microwave oven.

And who doesn't love a standard dishwasher?

DECLARE **YOUR** FREEDOM

Fundamental change — it's the beating pulse of every revolution, paving uncharted roads for new ideas to be conceived. The American Revolution, the epitome of luxury redefined. Built on its own exclusive Liberty Chassis with a 450 HP Cummins engine, the American Revolution unlocks a world of freedom for those looking to step up into a Class A luxury motor coach. Surround yourself with gracious amenities and impeccable style when you set out to conquer the open road.





Combining extravagant textures and comfortable fabrics with innovative features and name brand appliances the American Revolution inspires and emboldens those looking for something more.



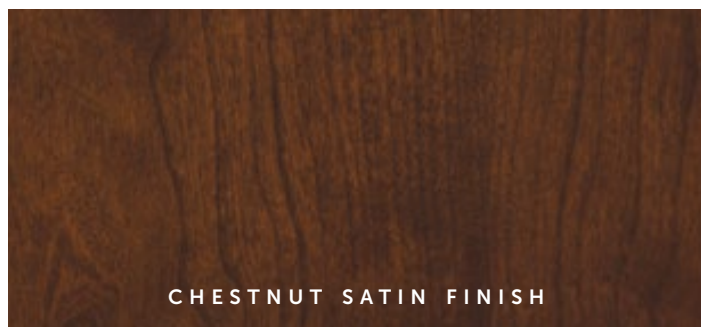
DÉCOR OPTIONS




TOFFEE SATIN FINISH



TOFFEE HIGH-GLOSS FINISH




CHESTNUT SATIN FINISH



CHESTNUT HIGH-GLOSS FINISH



LUXE TRUFFLE



MOON HAZE

1 BACKSPLASH 2 COUNTERTOP 3 TILE 4 BEDSPREAD 5 BED ACCENT 6 SOFA 7 LIVING ACCENT 8 CARPET

CUSTOM PAINT FOR THAT FINAL TOUCH

We take pride in every detail of our coaches, right down to the gleam of each paint package, which is why American Coach features its very own custom paint facility at its manufacturing location in Decatur, Indiana. Every coach makes its way through the 125,000-square-foot facility, visiting eight different downdraft paint booth stations to achieve American Coach's pristine look — an automotive full-body paint with sand and buff high-gloss finish.



BLACK SUNSTONE



FALL HARVEST

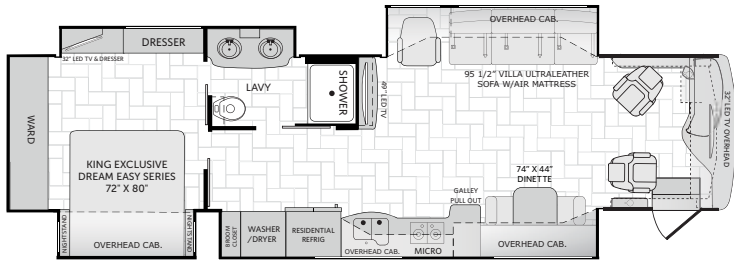


ROYAL DIAMOND



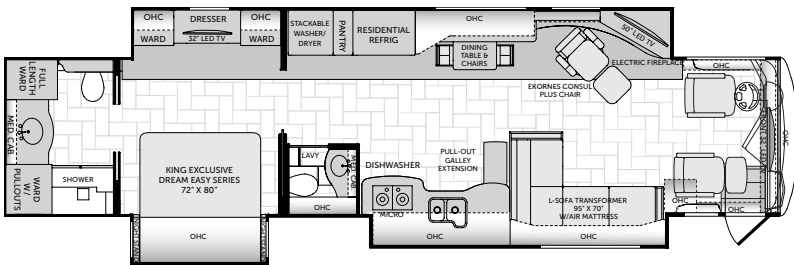
SILVER MOUNTAIN

FLOORPLANS



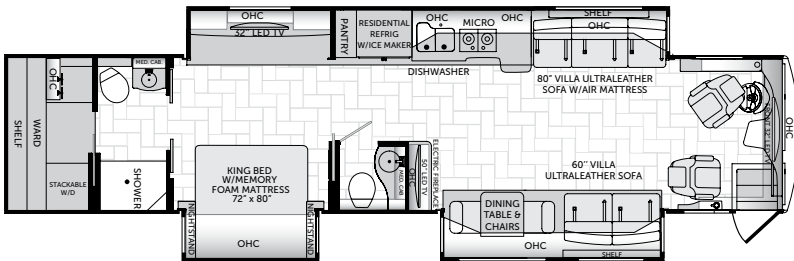
39B

OPTIONS 191, 830



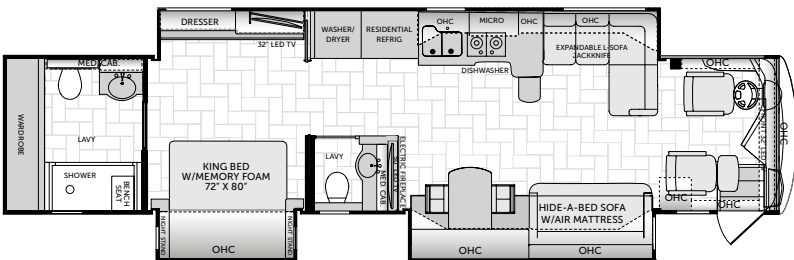
42G

OPTIONS 641, 830



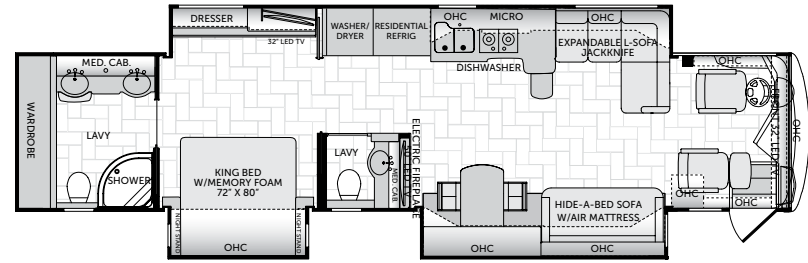
42Q

OPTIONS 641, 828, 830, 856



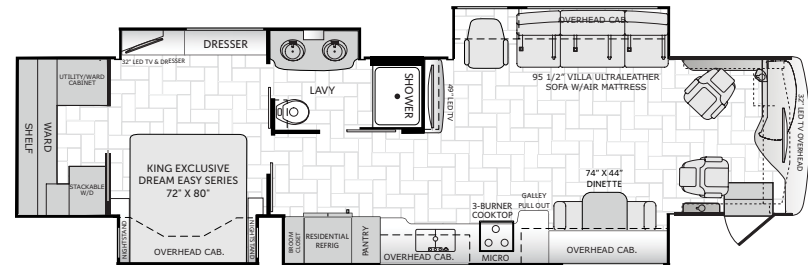
42S

OPTIONS 830, 856, 641



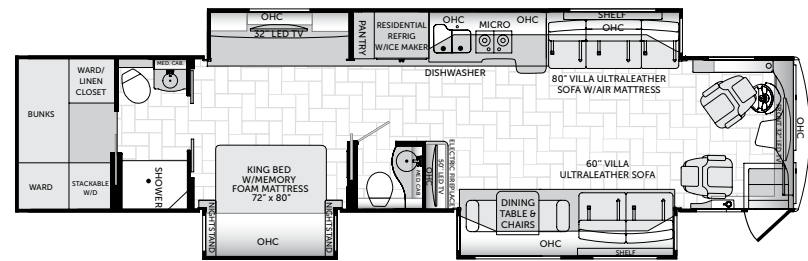
42D

OPTIONS 198, 830, 856



42P

OPTIONS 191, 641, 830



42QB

OPTIONS 641, 828, 830, 856

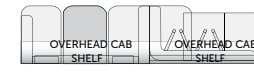
OPTIONS



OPT 198
SOFA
JACKKNIFE



OPT 641
EMERGENCY
EXIT DOOR



OPT 828
VILLA FACE-TO-FACE
ULTRALEATHER DINETTE ENSEMBLE



OPT 830
BOOTH DINETTE



OPT 856
KING BED
W/AIR
72' X 80'

INTERIOR

GENERAL AMENITIES

- 12V LED Ceiling & Task Lighting
- 84" Interior Ceiling Height
- Adjustable Shelves Throughout
- Central Vacuum System
- Complete PEX Plumbing System
- Countertop Decorative Edge Treatment
- Crown Molding w/Decorative Corner Caps
- Deluxe Roller Bearing, Full Extension Drawer Guides & Transit-Ship Locks
- Fully Concealed & Adjustable Cabinet Door Hinges
- Fan-Tastic® Power Roof Vent w/Wall Switch (Multiple Locations)
- Hardwood Cabinet Doors/Drawers
- Hardwood Window Treatments
- Heated Tile Floor
- Integrated Latch Hardware in Pocket Doors
- LED Lighting
- Lined Cabinet Interior
- Manual Double Roller Shades
- Polished Porcelain Tile Floor
- Roof Vent Rain Covers
- Soft Touch Padded Ceiling w/Decorative Trim
- Solid Wood Face Frame Cabinets
- Wall Switches (Includes Switches for Ceiling Lights & Vents)

OPTIONAL

- Winegard In Motion Satellite System
- CSA Package (Canadian Specs)**
- King Stationary Satellite System

DRIVER CONVENIENCE

- 2) 12V Power Outlets at Dash
- 110V Power Outlet at Dash
- 3-Point Seatbelts at Driver & Front Passenger Seats (w/Adjustable Shoulder Straps)
- Anti-Lock Brake System (ABS)
- Automotive Wrap-Around Dash
- Air Horns
- Auxiliary Start Circuit
- Auxiliary Fog Lamps
- Backlit Switches & Gauges
- Battery Disconnect System
- Color Rear & Side-Vision Cameras
- Color Back-Up Monitor
- Cruise Control
- Aurora® High-Output Auto A/C Heater Combo
- Driver Left-Console w/Lower Storage Bin
- Driver & Passenger LED Reading Lights
- Dual-Dash Monitor Design
- Manual Driver/Passenger Roller Shades/Blinds
- Power Entry Step Cover
- Powered Windshield Privacy Blinds & Shades
- Passenger Seat Power Footrest & Adjustable Arm
- Radio Switch Main/Auxiliary Power
- Remote/Heated Chrome Rear-View Mirrors w/Turn Signals & Sideview Cameras
- Solid-Surface Entry-Step w/LED Accent Lights
- Smart Wheel w/ Tilt/Telescoping Steering Wheel
- USB Charger
- Villa® Driver/Front Passenger Ultraleather™ Captain's Chairs w/ Reclining Back/Slide Controls/Power/Adjustable Arms
- Windshield Wipers w/Wet Arm
- Xite® Touch Screen Dash Radio w/GPS Navigation & Sirius® (Subscription Required)

LIVING AREA

- 49" LED HDTV Mid-Ship
- Blu-ray DVD Player
- Electric Fireplace
- 32" LED HDTV in Front Overhead
- TV Antenna
- Sound Bar

GALLEY

- Select Adjustable Cabinet Shelves
- Decorative Backsplash
- Dishwasher
- Flush-Mount Electric 2-Burner Induction Cooktop
- Residential Refrigerator w/Icemaker In Door
- High-Rise Single-Level Galley Faucet w/Sprayer
- Large, Double Stainless Steel Sinks
- Polished Solid-Surface Countertops & Sink Covers
- Pull-Out Counter Extension (Select Models)
- Whirlpool® 1.9 cu.ft. Convection Stainless Steel Microwave Oven w/Built-in Range Hood & Lights

BEDROOM

- Bedroom Entertainment Center w/32" LED HDTV
- Bedspread w/Decor Pillows
- King Exclusive Dream Easy Series Memory Foam Mattress 70" x 80"(39B, 42G, 42P)
- Hardwood Passage Doors w/Glass Inserts
- King Bed w/Memory Foam 70" x 80" (42D, 42Q, 42S)
- Lift-Up Bed w/Under-Bed Storage (42D, 42Q, 42S)
- Manual Roller Shade & Privacy Blind - Mirrored Wardrobe Doors
- Overhead Cabinetry Above Bed
- Polished Solid-Surface Counter & Nightstand Tops
- Rear Wardrobe w/Cedar Lining, Carpeted Floor & Wire Organizer
- Remote Generator Start Switch

OPTIONAL

- King Air Mattress 72" x 80" (N/A 39B, 42P, 42G)

FURNITURE

- Expandable L-Sofa Jackknife (42D/42S)
- Sofa w/Hide-A-Bed
- Hide-A-Bed Sofa w/Air Mattress (42D/42S)
- Villa® Residential Seat Styling
- Sofa Jackknife (42D, 42S)
- Expandable L-Sofa (39B, 42P, 42Q)
- Booth Dinette

BATHROOM

- A/C Venting
- Cabinet Toe Kicks
- Decorative Custom Tile Backsplash
- Hardwood Bath Door/Trims
- LED Light Over Sink
- Tile Shower Enclosure w/Skylight
- Porcelain Macerator Flush Toilet
- Vanity w/Dual Solid-Surface Sinks & Make-Up Bench (42D)

PLUMBING & ELECTRIC

- 120V/12V AC/DC Converter
- 2,800-Watt Pure Sine Wave Inverter
- Aqua-Hot® 400 Heating System (House & Water)
- Auto Generator Start
- Demand Water Pump w/Filter
- Firefly Integrations Electronic Control
- Gravity & Pressurized Fresh Water Fill
- (2) Low Profile Roof-Mounted, High-Efficiency 15,000 Btu/h A/C & Bedroom Heat Pump (39B)
- (3) Low Profile Roof-Mounted, High-Efficiency 15,000 Btu/h A/C & Bedroom Heat Pump (N/A 39B)
- Holding Tank San-T-Flush™ System
- Heated Water & Holding Tank Compartments
- Inverter & Battery Monitor
- Quiet Cool Ducted A/C
- Water Pump Switch (Multiple Locations)
- Waste Management Pump w/Power Water Hose Reel
- Whole Coach Water Filtration System

SAFETY

- 3-Point Seat Belts at Driver & Passenger Seats
- Carbon Monoxide, & Smoke Detector/Alarm
- Central Electrical Panel
- Fire Extinguisher
- Energy Management System (EMS) w/Soft Start
- Emergency Egress Window
- Multiple Seatbelt Locations
- Surge Guard Electrical System Protection

EXTERIOR

GENERAL AMENITIES

- 10.0 kW Onan® Quiet Diesel Generator w/Power Slide
- 1st Full Bay 36"/54" S/O Tray
- 20" Sewer Hose
- 2nd Full Bay 90" Slide Tray
- (6) 6V/Deep-Cycle House Batteries
- Automatic Generator Start System
- Automotive Safety Glass
- Continuous One-Piece Compartment Bulb Seal
- Daytime Running Lights
- Electrical Outlets in Luggage Compartments
- LG 43" LED TV
- Fiberglass Front Quarter Panels
- Fiberglass Front/Rear Caps w/High Mounted Taillights
- Fiberglass Wheel Well Trims
- Front & Mid-Coach Docking Lights
- Full-Width Rear Rock Guard w/Stainless Logo Panel
- High-Mounted Third Brake Light
- Insulated Aluminum Luggage Doors w/Single Paddle Metal Latches & Powercoat Steel Hinges
- Keyless Entry Remote
- Clearance Lights
- Lighted Luggage Compartments
- Molded Fiberglass Roof
- Mud Flaps
- Park Cable Receptacle
- Pass-Through Storage
- Polished Aluminum Wheels (6, 22.5x8.25)
- Porch Light
- Power Entry Step
- Power Water Hose Reel
- Protective Front Mask
- Underhood Utility Light
- Side Docking Lamps
- Side Turn Signal Indicators
- Solar Electric Panel
- Tire Valve Extenders
- Toilet Tank San-T-Flush™ System
- Touch Sensor Tank Monitoring System
- Two-Piece Aluminum Rear Ladder
- Underchassis Lighting
- Utility Compartment w/Exterior Shower

OPTIONAL

- Custom Exterior Paint Color Request
- Emergency Exit Door (N/A 39B, 42D)

AWNINGS, WINDOWS & DOORS

- Window Awning Pkg (Charcoal Tweed)
- Chrome Luggage Door Handles
- Doorside Patio Receptacle
- Easy Sweep Flooring at Entry Step
- Emergency Egress Window
- Entry Door w/Screen Door & Deadbolt Lock
- Frameless Flush Mount Windows
- Lighted Entry Assist Handle
- Power Roof Mounted Awning w/LED Light Strip & Wind Sensor

CONSTRUCTION

- 5-Layer Floor w/ 3" Foam Insulation
- 6-Layer Radius Roof Foam Insulation
- Acoustic Absorption Material in Rear & Engine Compartment
- Aluminum-Framed Wall, Roof & Floor Construction
- Full Fiberglass Front & Rear Caps
- Gel Coat Fiberglass Sidewalls w/No Wood Substrate
- Insulated Strut-Assisted Side-Hinged Luggage Doors
- Large One-Piece Bonded-in Windshield
- Molded Fiberglass Radius Roof w/Ducted A/C
- One-Piece Molded Fiberglass Roof w/Seamless Transition to Caps
- Premium Sand & Buff Full-Body Paint w/Fades
- Reinforced Interlocking Aluminum Connections at Roof, Sidewall & Floor
- Liberty Chassis
- Seamless Cap to Sidewall Transitions
- Vacu-bond® Sidewall, Roof, Floor, Rear Wall, & Slide Box Construction

WEIGHTS, MEASURES, & ENGINE SPECS

DIMENSIONS & CAPACITIES	39B	42P	42D	42G	42Q	42QB	42S
Wheelbase (inches)	266"	302"	302"	302"	302"	302"	302"
Overall Length ⁴	39' 11.5"	42' 11.5"	42' 11.5"	42' 11.5"	42' 11.5"	42' 11.5"	42' 11.5"
Overall Height (with A/C) ^{5,6}	12' 11"	12' 11"	12' 11"	12' 11"	12' 11"	12' 11"	12' 11"
Overall Width (maximum) ^{5,6}	102"	102"	102"	102"	102"	102"	102"
Interior Height (maximum)	84"	84"	84"	84"	84"	84"	84"
Interior Width (maximum)	96"	96"	96"	96"	96"	96"	96"
Fresh Water Holding Tank (gal)	100	100	100	100	100	100	100
Grey Water Holding Tank (gal)	60	60	60	60	60	60	60
Black Water Holding Tank (gal)	40	40	40	40	40	40	40

MODEL	39B	42P	42D	42G	42Q	42QB	42S
GVWR (lbs) ¹	38,600	44,600	44,600	44,600	44,600	44,600	44,600
Front GAWR (lbs) ²	14,600	14,600	14,600	14,600	14,600	14,600	14,600
Rear GAWR (lbs) ²	24,000	20,000	20,000	20,000	20,000	20,000	20,000
Tag Axle GAWR (lbs) ²	NA	10,000	10,000	10,000	10,000	10,000	10,000
GCWR (lbs) ²	48,600	59,600	59,600	59,600	59,600	59,600	59,600
Hitch Rating Weight (lbs) ^{††}	10,000	15,000	15,000	15,000	15,000	15,000	15,000
Tongue Weight (lbs) [†]	1,000	1,500	1,500	1,500	1,500	1,500	1,500
Fuel Capacity (gal)	150	150	150	150	150	150	150

ENGINE SPECIFICATIONS	CHASSIS - LIBERTY® 450	LIBERTY® CHASSIS
Model	Freightliner® XCM Series	<ul style="list-style-type: none"> • Automatic 4-Point (Hydraulic) Leveling System • Automatic Traction Control • Custom Tuned Sachs® Shocks (6) • Dual High-Flow Fuel Fill w/Locking Doors • Easy-Access Remote Filter Location • Engine Block Heater (1000 Watt) • Front Air Disc Brakes & Rear Drum Brakes • Heavy-Duty Steel Bridge • V-Ride T20 20,000# Rear Air Suspension (24,000# - 39B) • Protective Spray-On Undercoating • Remote Air System Connection w/Hose & Fittings • Tag Axle w/Air Dump Control (N/A 39B) • Two 1900 CCA Maintenance-Free Chassis Batteries • UltraSteer B-Series Tag-Axle Suspension w/Passive Steering (N/A 39B) • ZF® Independent Front Suspension w/60-Degree Steering Angle
Engine	Cummins® ISL9 with 2-Stage Engine Brake	
Torque	1,250 lb-ft @ 1,400 RPM	
Horsepower	450HP	
Transmission	Allison® 3000 MH, 6-Speed w/Electronic Shifter	
Alternator	170 Amp Leece-Neville	
Front Tires	295 /80R 22.5 Michelin® Radial (2)	
Rear Tires	295/80R 22.5 Michelin® Radial (6), (39B - 4)	

RIDING ON CONFIDENCE

An exceptionally built motor coach should ride on an equally exceptional foundation. The Liberty Chassis features a Freightliner V-Ride™ rear/drive axle for increased sway control and better coach handling. The heavy-duty steel bridge, along with the Freightliner UltraSteer® B-Series tag axle, provides added strength, increased maneuverability and better handling for confident command of the road ahead.



1



2



3



4




1 THE INDUSTRY'S LARGEST STORAGE
The Liberty Chassis design creates extreme passthrough basement storage space for taller compartments, easier access and loads of room. American Revolution also features a one-key system for all storage and power door locks with key fob on select doors.

2 ZF DOUBLE WISHBONE INDEPENDENT FRONT SUSPENSION & PREMIUM SACHS® SHOCKS
The front suspension features a 60° wheel radius for unmatched handling backed by the dependability of the ZF name, while custom-tuned Sachs shocks heighten comfort and increase safety.

3 BENDIX® DISC BRAKES
Bendix front wheel air disc brakes deliver uniform stopping power and better steering control, while reducing brake fade and stopping noise.

4 V-RIDE™ SUSPENSION
The V-Ride axle suspension features increased towing capacity, allowing you to carry more gear while providing a durable, comfortable ride.



FREIGHTLINER ULTRASTEER B-SERIES

The UltraSteer B-Series straight-beam axle and wide-track suspension arms provide increased lateral stiffness, offering complete control and precise maneuvering in all conditions.

2018

AMERICAN REVOLUTION

SERVICE BACKED BY AMERICAN PRIDE American Revolution is backed by American Coach's RV OWNERCARE warranty program, a limited one-year/15,000-mile coach warranty and three-year/45,000-mile structural warranty, whichever occurs first. And with each warranty comes a network of trustworthy dealers and regional technical centers ready to get you back on the road.



American Coach

The heart of luxury. The soul of freedom.

www.americancoach.com

┌ YOUR LOCAL DEALER ┐

└ ──────────────────── ┘

REV GROUP

American Coach is part of REV Recreation Group, a division of REV Group, Inc., a family of 26 industry-leading motor vehicle brands. At REV Group, we innovate, design and build products that connect and protect thousands of people every day—our trusted vehicles are engineered with the utmost rigor and precision to deliver the highest levels of performance, reliability, durability and safety.

IMPORTANT — PLEASE READ: Product information, photography and illustrations included in this publication were as accurate as possible at the time of printing. For further product information and changes, please visit our website at www.AmericanCoach.com or contact your local American Coach dealer. Prices, materials, design and specifications are subject to change without notice. All weights, fuel, liquid capacities and dimensions are approximate. American Coach has designed its recreational vehicles to provide a variety of uses for its customers. Each vehicle features optimal seating, sleeping, storage and fluid capacities. The user is responsible for selecting the proper combination of loads (i.e., occupants, equipment, fluids, cargo, etc.) to ensure that the vehicle's capacities are not exceeded.

DISCLAIMERS

1. GVWR (Gross Vehicle Weight Rating) is the maximum permissible weight of this fully loaded motor home. The GVWR is equal to or greater than the sum of the (UVW) unloaded vehicle weight plus the (OCCC) occupant cargo-carrying capacity*
2. GAWR (Gross Axle Weight Rating) is the maximum permissible loaded weight a specific axle is designed to carry.
3. GCWR (Gross Combined Weight Rating) is the value specified by the motor home manufacturer as the maximum allowable loaded weight of this motor home with its towed vehicle. Towing and braking capacities may be different. Refer to American Coach and chassis manufacturer's manuals for complete information.
4. Length measured from front bumper to rear bumper (excludes accessories).
5. Excludes safety equipment and awnings.
6. Motor homes feature a body width over 96" which will restrict your access to certain roads. Before purchasing, you should research any state and/or province road laws which may affect your usage. N/A = Not Applicable

† The chassis manufacturer recommends the installation of a supplemental brake control system to activate the brakes on the vehicle or trailer you are towing. Hitch receiver ratings expressed are maximum for the hitch receiver installed and may require the purchase of additional equipment that is dependant on the weight of the towed load. Consult with hitch receiver manufacturer for further information.

‡ The Minimum Towable Load of this vehicle is the available weight capacity, up to GCWR, when the coach is fully loaded to maximum GVWR. However, if the coach is loaded to something less than maximum GVWR, that extra available weight capacity can be added to your Towable Load. For example, if your coach is loaded to 1,000 lbs less than maximum GVWR, your Towable Load increases accordingly. Do not exceed the hitch rating weight, GVWR or GCWR.

* UVW and OCCC are found on the label containing the federal certification tag in each RV.

** Seatbelts and locations are shown in the brochure for display purposes only. Actual numbers and locations will vary by model.

*** All 2017 REV Recreation Group motorhomes include a limited one-year/15,000-mile coach warranty and three-year/45,000-mile structural warranty, whichever occurs first, and is fully transferable for the first 12 months.

CONTACT: To locate a dealer near you, visit our website at www.AmericanCoach.com or call 1-800-322-8216. We can also be contacted at American Coach Customer Care, P.O. Box 31, Decatur, IN 46733.

©2017 REV Group, Inc. Printed in the USA. Inventory Control Number: REVOLUTION18B1, 05/17. Model Year 2018, First Edition.