



Easy to Use. Really.

Pete symbolizes our commitment to being your best friend on the road. Like Pete, we're always there to make sure your Coachmen is as easy and uncomplicated as possible, so you can escape life's hassles and enjoy RVing more.

Easy to Own. Honest.

Our commitment to you is your ongoing satisfaction. Dealers are authorized to solve your problems on the spot and get you on your way without fuss or hassle. Should you ever need service or repair, it is easy to find one of the hundreds of Coachmen dealers or authorized repair centers nationwide.

Travel Easy™. Always.

RVing is easier with Coachmen's Travel Easy™ Roadside Assistance included for the first year on most new motorized and towable Coachmen RVs*. Administered by Coach-Net®, this service provides you with 24/7 operational, technical and emergency road service coverage. Anywhere. Anytime. Travel Easy™ is the security of knowing that help is an easy phone call away.



*See your dealer for details.



Easy to Enjoy. Seriously.

Purchase a new Coachmen RV and receive a free one-year membership in the Coachmen Owners' Association (C.O.A.).

You'll enjoy exclusive discounts at campgrounds, theme parks and fuel stations. You'll also receive concierge service 24/7 so you can find and buy what you need, often at big discounts!

Other benefits include trip routing, vacation packages, event reservations, mail forwarding and our helpful owners magazine — Easy RVing. Plus annual camping events, a support network and services for first-time buyers.

Take advantage of your C.O.A. membership today by calling 888-422-2582.

To see how Coachmen is making the easy life even easier, visit www.easyRVing.com or call 1.800.353.7383.

Freelander™

COACHMEN® | FREELANDER CLASS C MOTORHOMES



Easy.

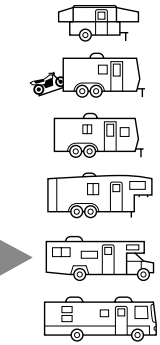
Your best friend on the road.



All information contained in this brochure is believed to be accurate at the time of publication. However, during the model year, it may be necessary to make revisions, and Coachmen reserves the right to make all such changes without notice, including changes in prices, colors, materials, equipment and specifications, as well as the addition of new models and the discontinuance of models shown in this brochure. Therefore, please consult with your Coachmen dealer and confirm the existence of any materials, design or specifications that are material to your purchase decision.

COA-169 11.08 Printed in USA

Coachmen | Coachmen Recreational Vehicle Company, LLC
Life should be so easy. | P.O. Box 30, Middlebury, IN 46540

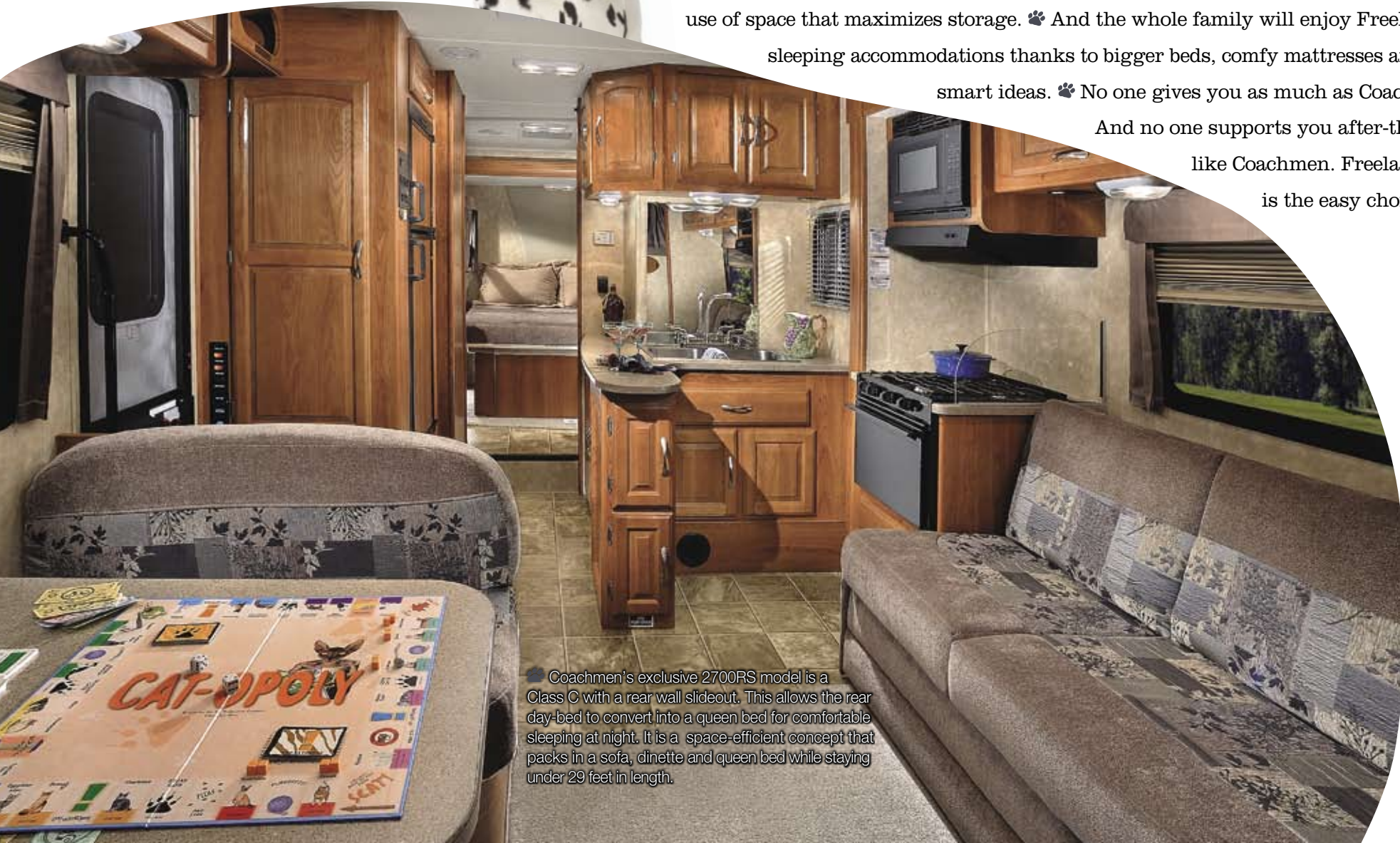


Freelander™



It's Easy.

If you're ready to explore the motorhome lifestyle, Coachmen gives you the best way to get started. Freelander, leads the industry with innovative designs and concepts, making adventures easier, safer and more comfortable. 🐾 New this year, the Freelander Fuel Saver makes travel more fuel-efficient with its compact size and advanced diesel engine. What's more, you can stow more gear thanks to clever use of space that maximizes storage. 🐾 And the whole family will enjoy Freelander's sleeping accommodations thanks to bigger beds, comfy mattresses and other smart ideas. 🐾 No one gives you as much as Coachmen. And no one supports you after-the-sale like Coachmen. Freelander is the easy choice.



Coachmen's exclusive 2700RS model is a Class C with a rear wall slideout. This allows the rear day-bed to convert into a queen bed for comfortable sleeping at night. It is a space-efficient concept that packs in a sofa, dinette and queen bed while staying under 29 feet in length.



Freelander



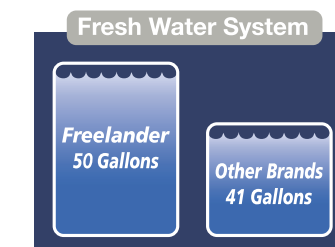
Freelander Fuel Saver

Features that matter.



EASY CONVENIENCES

Freelander makes it easy to take it all with you. The huge exterior compartments have more than 100 cubic feet of storage space (select models) while the industry-leading 50-gallon fresh water system allows you to enjoy the great outdoors even longer.



EASY RESTING

Freelander accommodates the whole family in comfort for an easy night's sleep. Most models have residential-size queen beds (not the short variety usually found in other RVs), a roomy bunk over the cab and, on select models, an easy-to-convert hide-a-bed sofa.



The new Freelander Fuel Saver... easy at the pump.

If you're looking for a motorhome that's easy on your wallet, both at the dealership and at the gas pump, your best choice is Freelander Fuel Saver. Built on the Freightliner Sprinter chassis, there's no other like it.



Fuel Economy —

Aerodynamic design, lighter weight and efficient Mercedes® turbo diesel engine let you enjoy fuel economy that resembles an SUV.

Turning Radius —

A shorter wheel base and tight wheel cut give you an easy 54-foot turning radius for those confined campgrounds and parking lots.

Visit our website anytime at www.easyRVing.com

for more information and easy shopping tools like

- Finding the right Coachmen for you.
- Comparing different Coachmen models.
- Building your own RV.





Coachmen Freelanders™

Easy.

Step Into the Easy Life.



Freelanders is spacious and family friendly, providing ample seating and features like the optional cabover entertainment center shown here.

Decor Choices

FABRIC KEY
A. Main B. Accent

Coachmen's dazzling interiors feature top-grade fabrics that have been tested for maximum durability.


Decor selections are subject to change throughout the model year. Please visit your Coachmen dealer or www.easyRVing.com for current decor availability.




ALUMINA GREY



BIRKDALE TAUPE



SAFFRON GEO



LAKESIDE MAPLE



BRAZILIAN CHERRY

Easy Features

LIVING APPOINTMENTS

- Lakeside Maple cabinetry
- Brazilian Cherry cabinetry
- Hardwood cabinet doors and drawers
- Techwood drawer sides
- Linoleum flooring
- Removable carpet
- Pleated window shades
- Hide-a-bed sofa (3150SS, n/a with bunk option)
- Booth dinette (2600SO, 2700RS, 2890QB, 3150SS)
- Rear U-dinette (2200TB)
- U-dinette/lounge (2100CB, 2130QB, 2200TB)
- Comfort lounge sofa (2700RS, 2890QB)
- Designer countertops

SLEEPING APPOINTMENTS

- Residential 60" x 80" queen bed (2130QB, 2600SO, 2890QB, 3150SS)
- 54" x 80" full bed (2100CB)
- Convertible day bed / 60" x 80" queen bed (2700RS)
- Double twin beds — converts to king bed (2200TB)
- Quad bunk beds in place of queen bed (2890QB, 3150SS)
- Select Comfort™ queen mattress upgrade (2600SO, 2890QB, 3150SS)
- Cabover bunk
- Privacy drape — cabover bed
- Privacy drape — cockpit area

COCKPIT APPOINTMENTS

- Cruise control
- Tilt steering wheel
- Dash air conditioning

- Dash stereo with CD player (Chevy and Freightliner chassis)
- Dash stereo with CD player, weatherband and satellite radio capable (Ford chassis)
- Power windows and locks
- Reclining captain's chairs

APPLIANCES AND ACCESSORIES

- Cabover entertainment center: 26" LCD TV, DVD player and Bose Wave® radio (2600SO, 2700RS, 3150SS)
- Swing out 20" LCD TV and DVD player (n/a with cabover entertainment center option)
- iPod® docking station (Ford chassis)
- Sirius® radio docking station (Ford chassis)
- TV antenna
- Microwave oven
- 3-burner range with oven
- Lighted power range hood
- Stainless steel kitchen sink
- Double door refrigerator

HEATING AND AIR CONDITIONING

- 20,000 BTU furnace (2100CB, 2130QB, 2200TB, 2890QB)
- 30,000 BTU furnace (2600SO, 2700RS, 3150SS)
- 13,500 BTU roof air conditioner (ducted on 2600SO, 2700RS, 3150SS)
- Wall-mounted thermostat
- Power bath vent

ELECTRICAL AND LIGHTING

- 30 amp power cord
- 55 amp electronic converter
- Auxiliary coach battery
- Dual auxiliary coach batteries (n/a with Ford diesel option)
- Coach battery disconnect

- GFI circuit
- Outside 120-volt receptacle
- Cable TV jacks
- Patio light*
- 4000 Series gas generator (gas chassis only)
- 3.4 KW LP generator (diesel chassis only)
- 3.2 KW Onan® diesel generator (Freightliner chassis only)
- Coach command center
- Auto rear trunk lights

PLUMBING AND LP SYSTEM

- Duratube™ copper LP lines
- 6-gallon gas E.I. water heater (2100CB, 2130QB, 2200TB, 2890QB)
- 6-gallon gas/electric E.I. water heater (2600SO, 2700RS, 3150SS)
- Water Works™ utility panel
- Demand water pump
- Skylight over shower
- Glass shower enclosure (neo-angle showers only)
- Exterior wash station (2600SO, 2700RS, 3150SS)
- One-piece ABS tub surround
- Heated, enclosed holding tanks*

EXTERIOR AND CONSTRUCTION

- Diesel engine (Ford and Chevy chassis) (2600SO, 2700RS, 3150SS)
- 5,000 lb. towing hitch (Ford and Chevy chassis)
- 3,500 lb. towing hitch (Freightliner chassis)
- Metal wheel covers
- Stainless steel wheel inserts (std. Freightliner chassis)

- Spare tire kit
- Air assist suspension (Ford and Chevy chassis)
- Laminated floor, sidewalls and crowned roof
- Seamless TPO roof covering
- Roof ladder
- Aluminum running boards (Ford and Chevy chassis)
- Power entrance step (std. Freightliner chassis)
- 80" tall entrance door
- Patio awning
- Slideroom awnings
- Front cabover window (Ford and Chevy chassis)
- CSA upfit (mandatory for Canada)

SAFETY AND SECURITY

- LP leak alarm
- Fire extinguisher
- Smoke detector
- Carbon monoxide detector
- Emergency start switch
- Driver and passenger air bags
- Exterior security light* (2600SO, 2700RS, 3150SS)
- Entrance door dead bolt lock
- Safety glass windows (tinted on 2600SO, 2700RS, 3150SS)
- Front bunk ladder and bunk safety net
- Owner's information package

S = Standard
O = Optional



* Not available in units shipped to Canada.

Specifications	Fuel Saver		Freelander				
	2100CB	2200TB	2130QB	2600SO	2700RS	2890QB	3150SS
Chassis	Freightliner	Freightliner	Chevy/Ford	Ford	Ford	Chevy/Ford	Ford
Chassis Model	3500	3500	C-3500/E-35	E-45	E-45	C-3500/E-45	E-45
Engine Size (liter)	3.0	3.0	6.0/6.8	6.8	6.8	6.0/6.8	6.8
Wheel Base	170"	170"	159"/158"	176"	190"	191"/190"	208"
Rear Axle Ratio	4.1	4.1	4.1/4.56	4.56	4.56	4.1/4.56	4.56
GVWR	11,030	11,030	12,300/12,500	14,500	14,500	12,300/12,500	14,500
CW	9,412	9,500*	8,998/9,150*	11,061	11,395	10,212/10,679	11,952
GCWR	14,530	14,530	16,000/20,000	20,000	20,000	16,000/20,000	20,000
Interior Height	7'	7'	6'10-1/2"	6'10-1/2"	6'10-1/2"	6'10-1/2"	6'10-1/2"
Exterior Height**	11'1"	11'1"	11'2"	11'2"	11'2"	11'2"	11'2"
Exterior Length	25'	25'	23'8"	27'8"	28'	30'4"	31'11"
Exterior Width	8'	8'	8'4"	8'4"	8'4"	8'4"	8'4"
Sleeping Capacity	4	5	5	5	6	6	6
Exterior Storage Capacity (cu. ft.)	78	61	102	112	57	130	113
Fuel Capacity (gal.)	26.4	26.4	35/55	55	55	35/55	55
Fresh Water Capacity (gal.)	50	50	50	50	50	50	50
Waste Water Capacity (gal.)	22	22	22	29	29	27	27
Gray Water Capacity (gal.)	37	37	37	29	29	28	28
Water Heater Capacity (gal.)	6	6	6	6	6	6	6
Tire Size	16"	16"	16"	16"	16"	16"	16"
LP Gas Capacity (lbs.)	68	68	40	68	68	40	68

* Estimated

** Includes Roof A/C

GVWR (Gross Vehicle Weight Rating): The Maximum permissible weight of the unit, including the unloaded vehicle weight plus all fluids, cargo, optional equipment and accessories. For safety and product performance, do not exceed the GVWR.

CW (Curb Weight): The weight of the unit without factory or dealer installed options, plus allowance for the weight of full fuel capacity. The "payload capacity" for all other fluids, cargo, occupants, optional equipment, and accessories can be determined by subtracting the CW from the GVWR.

GCWR (Gross Combined Weight Rating): The maximum total weight of the loaded unit, plus a tow vehicle. This includes the weight of both the unit and tow vehicle, fuel for each, all other fluids, cargo, occupants, optional equipment and accessories.

Wider Widths: Numerous Coachmen floorplans feature the "wide body" design concept, which gives you significantly enhanced interior living space and innovative floorplans.

In making your purchase decision, you should be aware that a few states restrict access on some or all roads within the state to vehicles with a maximum 96" width, although special road usage permits may be available. Vehicles up to 102" in some width are permitted in the vast majority of states. You should confirm the road usage laws in the states of interest to you before making your purchase decision. If width is of concern to you, we invite you to consider the broad array of other Coachmen models offered in the standard 96" width.

Important Note: All capacities are approximate, and all dimensions are nominal. Coachmen motorhomes are designed to allow for a wide variety of uses, extended trips with two people or short trips with multiple people. Accordingly, each unit allows ample

room for sleeping, seating, fluids and cargo. While the customer is the beneficiary of this design, the customer also bears the responsibility to select the proper combination of passengers, cargo, load, and tow vehicle without exceeding the chassis weight capabilities. Consumer may need additional braking capacity to tow loads greater than 1,000 pounds.

Seat belt should always be worn for passenger safety. Seat belts are provided at most locations to allow convenience in selecting which seat to occupy. However, it is not intended that all seating positions equipped with a seat belt may be occupied while the vehicle is in motion, without regard to other weight factors.

All Coachmen motorhomes are designed to ensure that the number of passengers allowed while the vehicle is in motion will always at least equal the stated sleeping capacity. Though extra seat belts may be provided, for your safety and the proper operation of your vehicle, limit your passengers to the number allowed by the Net Carrying Capacity of your vehicle.

Freelander Fuel Saver — Easy Living Floorplans

2100CB | Exterior Storage: 78 cu. ft. | Sleeps 4

2200TB | Exterior Storage: 61 cu. ft. | Sleeps 5

2890QB | Exterior Storage: 55 cu. ft. | Sleeps 6

Freelander — Easy Living Floorplans

2130QB | Exterior Storage: 102 cu. ft. | Sleeps 5

2600SO | Exterior Storage: 112 cu. ft. | Sleeps 5

2700RS | Exterior Storage: 57 cu. ft. | Sleeps 6

2890QB | Exterior Storage: 55 cu. ft. | Sleeps 6

3150SS | Exterior Storage: 113 cu. ft. | Sleeps 6

Bunk Option Available on 2890QB and 3150SS




Freelanders' cabin makes traveling easy. Reclining captain's chairs, cruise control, tilt steering and the powerful dash A/C make for a comfortable experience. The dash stereo and CD player (satellite-radio compatible in Ford cab, pictured) also add to your traveling pleasure.



Optional overhead entertainment center (select models) includes a 26" LCD TV, DVD player and a Bose Wave® radio sound system. It loads the Freelanders with fun for the whole family while still allowing room for a bunk that can sleep a full-size adult.



Coach command center makes it simple to use many of the commonly used gauges and switches.



This advanced sidewall design features a high-gloss fiberglass exterior and AZDEL SuperLite™ composite substrate. This combines the good looks of a quality exterior with a lightweight, moisture-resistant substrate that won't rot or grow mold like wood.

Freelander — Easy Exterior Features

